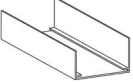
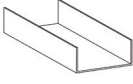

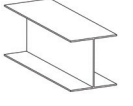

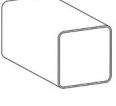
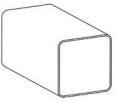

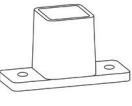
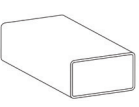
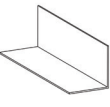


# Versiclad

STRUCTURAL INSULATED PANELS

## Aluminium Extrusions - To suit 50mm Panel

	Type	Colour	Size
	Floor Channel - Slotted	Bronze Anodise, White, Primrose, Merino	6.1m
	Capping Channel	Bronze Anodise, White, Primrose, Merino	6.5 m
	Corner Mould	Bronze Anodise, White	6.6 m
	H Mould	Bronze Anodise	6.6 m
	Annexe Mould	Bronze Anodise	6.5 m
	Post 50mm x 50mm x 1.6mm	Bronze Anodise	6 m
	Post 50mm x 50mm x 1.6mm	White, Primrose, Merino	6.5 m
	Post Top Section	Cast	-
	Post Base Section	Cast	-
	Beam 100mm x 50 x 3mm	White, Primrose, Merino	6.5 m
	Angle 40mm x 25mm Angle 25mm x 25mm Angle 40mm x 40mm	White, Primrose, Merino White, Primrose White, Primrose	6.5 m