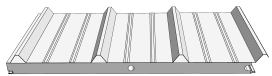


Versiclad Fire Flashings

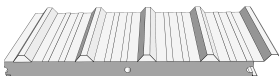
Fire flashings available for these roof profiles :



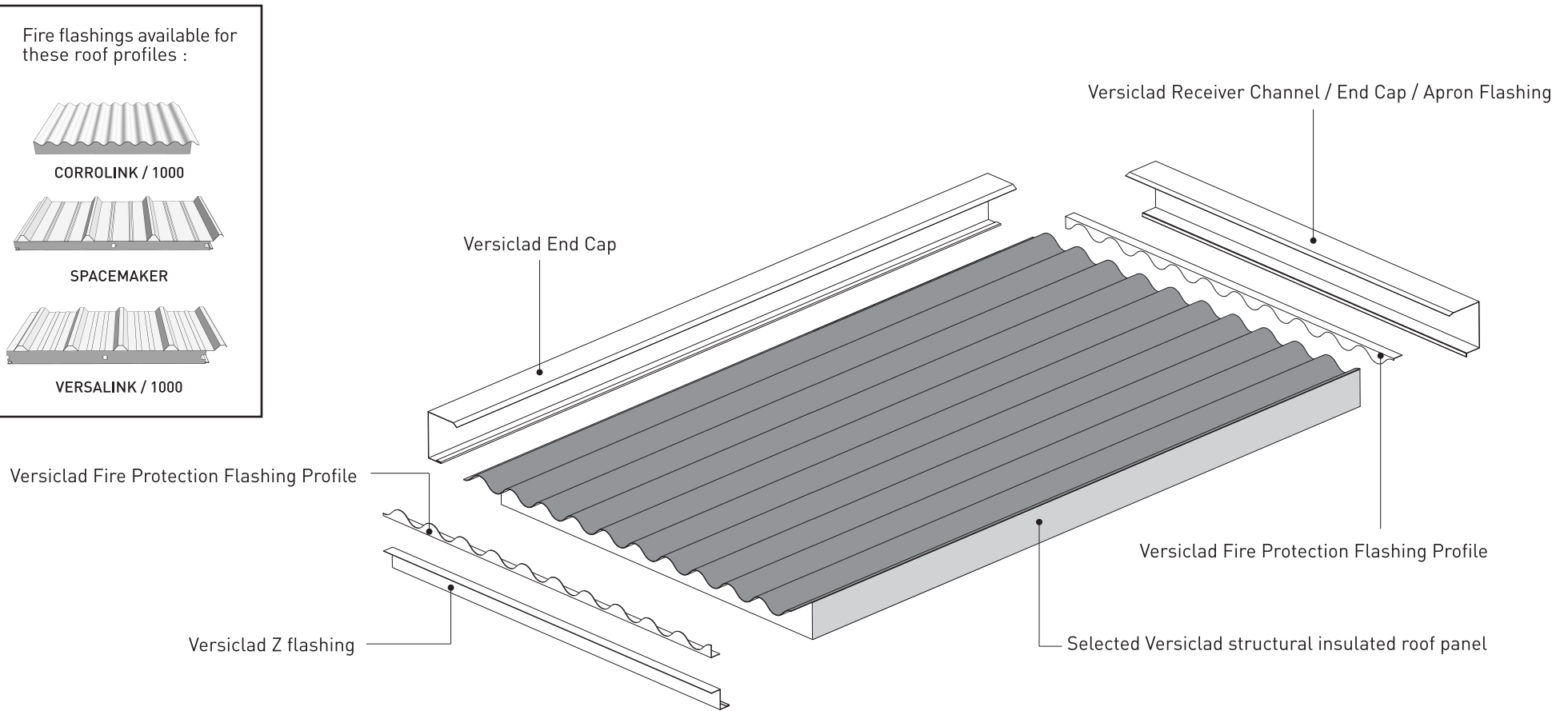
CORROLINK / 1000



SPACEMAKER



VERSALINK / 1000



1. Fix Versiclad roof panels in place as per engineering requirements
2. Fit Versiclad Fire Protection Flashing to roof panels as shown ensuring maximum gap is < 3mm
3. Fix Fire Flashing in place as shown (cut groove in foam with knife under corrugations)
4. Seal Fire Flashing gaps with appropriate fire sealant
5. Fit Versiclad Z flashing in place with appropriate roofing screws
6. Fit selected gutter to Z flashing (not shown)

