

## Spacemaker

With a minimum roof pitch of just 1 degree, Spacemaker can be installed almost flat making it ideal for areas requiring additional height. The flat structure also opens up sight lines and creates a sense of openness, perfect for larger entertainment spaces and capitalising on great views.



### Intelligently engineered

- Minimum roof pitch of only 1° for maximum headspace
- Long unsupported span of 11.4m reduces the need for unsightly support beams and makes for easy cleaning
- Ability to accessorise with downlights, ceiling fans and skylight strips for a customised and comfortable outdoor space

### Simple to install


- Lightweight, self-mating 1000mm wide panels for fast and efficient installation with less visible ceiling joins
- Integrated service channel between panel joins for electrical wiring

### Excellent thermal performance

- Thermal performance of R<sub>T</sub>3.8 dramatically reduces heat transfer during summer and mould and condensation during winter


### Quality assured and peace of mind

- Made in Australia for Australian conditions
- Suitable for use in coastal regions with optional MagnaFlow™ pre-painted steel
- Bushfire rated - suitable for use in bush fire zones up to BAL-40
- 10 year warranty



# Spacemaker




## Product Specifications



Spacemaker Span Table				
Wind Class in accordance with AS4055-2012	Panel Size	Maximum Single Span		
		Fully Enclosed Room	One Side Open	Two/ Three Sides Open
N1 (W28N)	50mm	7039	6533	7039
	75mm	8557	7716	8557
	100mm	9367	8508	9367
	125mm	10508	9475	10508
	150mm	11407	10285	11407
N2 (W33N)	50mm	6275	5690	6275
	75mm	7123	6459	7123
	100mm	7853	7121	7853
	125mm	8746	7931	8746
	150mm	9494	8609	9494
N3 (W41N)	50mm	4939	4487	4939
	75mm	5606	5093	5606
	100mm	6181	5616	6181
	125mm	6883	6254	6883
	150mm	7473	6789	7473
Other wind classes	N4 (W50N) - C1 (W41C) - C2 (W50C) - C3 (W60C). Span table for other regions available at <a href="http://www.versiclad.com.au/spans">www.versiclad.com.au/spans</a> .			








In accordance with Wind actions: AS/NZS 1170.2:2011 - Clause 5.3, 5.4 and D4; AS 4055-2012. Imposed load on roof: AS/NZS 1170.1:2002 - Clause 3.5  
 Cantilever ability of the panel is 25% of the maximum allowable span, provided there is double the desired cantilever as a backspan.  
 Maximum side eave achievable is 450mm, based on using a full width panel.  
 Fixing Details: Fixed to support member with 14g self drilling screws at every crest. Typically 3 screws to each panel, at each support. Request engineering specs for more information.

### MagnaFlow™ Corrosion Resistant Top and Ceiling Options

Top Roof Colour	Top Roof Colour	Ceiling Colour
		
Off White ^Min. 50LM	Armour Grey ^Min. 50LM	Off White • Smooth • Micraline • Luxline

Additional linear metre fees apply for MagnaFlow™ colours.  
 Only available in MagnaFlow™ top skin/ceiling skin combinations as shown above.

### Ceiling Colour and Finish Options (Lower skin 0.5mm G300 Steel)

Ceiling Colours			Ceiling Finishes (NB: Images darkened to show textures)			
						
Pearl White • Smooth • Embossed • Micraline • Luxline	Cream • Smooth • Micraline • Luxline	Merino • Smooth • Micraline • Luxline	Smooth	Embossed	Micraline	Luxline V-Groove look

ALL finishes are for illustration purposes only. For true representation please request a colour swatch.

Spacemaker Specifications				
Core Thickness	Overall Thickness	Weight (kg/m <sup>2</sup> )	R <sub>T</sub> Winter	R <sub>T</sub> Summer
50mm	87mm	9.56	1.35	1.33
75mm	112mm	9.95	1.96	1.91
100mm	137mm	10.35	2.57	2.49
125mm	162mm	10.75	3.19	3.07
150mm	187mm	11.15	3.80	3.65

The Declared R-Value is at 23° In accordance with AS/NZS 4859.1:2018 and AS/NZS 4859.2:2018

### Roof Colour Range (Upper skin 0.42mm G550 Steel)

			
Off White (*Surfmist)	Smooth Cream (*Classic Cream)	Merino (*Paperbark)	Dusk (*Evening Haze) ^Min. 50LM
			
Gull Grey (*Shale Grey)	Birch Grey (*Dune)	Armour Grey (*Windspray)	Wallaroo (*Wallaby) ^Min. 50LM
			
Gulf (*Gully) ^Min. 50LM	Basal (*Basalt)	Jasmin Brown (*Jasper)	Slate Grey (*Woodland Grey)
			
Mist Green (*Pale Eucalypt)	Heritage Red (*Manor Red)	Unizinc (Zincalume®) ^Min. 50LM	Caulfield Green® (*Cottage Green) ^Min. 50LM
			
Mountain Blue® (*Deep Ocean) ^Min. 50LM	Iron Grey® (*Ironstone)	Monolith® (*Monument)	Ebony® (*Night Sky) ^Min. 50LM

\* Equivalent colour names are trademarks of BlueScope Steel Limited and used only for comparison. Colour swatches are provided as an indication of colour only and may not be an actual representation of colour. We recommend checking your chosen colour against an actual sample of the product before purchasing.  
 ^ Minimum order quantity of 50 linear metres or set up fee applies for selected colours.  
 > Dark Colour. Refer to Roof and Wall Warranty clause 5 – Dark colours and heat exposure.