

Versalink 1000

The ideal solution for modern homes, Versalink features a trapezoidal shape with an additional ridge that gives it a contemporary edge. With a minimum roof pitch of just 1 degree and the ability to customise overlap and gutter cutbacks, it provides ultimate installation flexibility.



Intelligently engineered

- Minimum roof pitch of only 1° for maximum headspace
- Unsupported span of 10m reduces the need for unsightly support beams and makes for easy cleaning
- Ability to accessorise with downlights, ceiling fans and skylight strips for a customised and comfortable outdoor space

Simple and flexible installation


- Lightweight, self-mating 1000mm wide panels for fast and efficient installation with less visible ceiling joins
- Gutter and rear cutback width and lap direction can be customised to suit installation requirements
- Integrated service channel both through the core and between panel joins for electrical wiring

Excellent thermal performance

- Thermal performance of R_t3.8 dramatically reduces heat transfer during summer and mould and condensation during winter


Quality assured and peace of mind

- Made in Australia for Australian conditions
- Suitable for use in coastal regions with optional MagnaFlow™ pre-painted steel
- Bushfire rated - suitable for use in bush fire zones up to BAL-40
- 10 year warranty



Versalink 1000

Product Specifications



Versalink 1000 Span Table				
Wind Class in accordance with AS4055-2012	Panel Size	Maximum Single Span		
		Fully Enclosed Room	One Side Open	Two/Three Sides Open
N1 (W28N)	50mm	6893	6398	6893
	75mm	8644	7794	8644
	100mm	8726	7989	8726
	125mm	9791	8828	9791
	150mm	10000 (10568*)	9610	10000 (10568*)
N2 (W33N)	50mm	6108	5539	6108
	75mm	7195	6524	7195
	100mm	7375	6687	7375
	125mm	8149	7390	8149
	150mm	8871	8044	8871
N3 (W41N)	50mm	4807	4368	4807
	75mm	5663	5145	5663
	100mm	5804	5273	5804
	125mm	6414	5827	6414
	150mm	6982	6343	6982
Other wind classes	N4 (W50N) - C1 (W41C) - C2 (W50C) - C3 (W60C). Span table for other regions available at www.versiclad.com.au/spans .			

In accordance with Wind actions: AS/NZS 1170.2:2011 - Clause 5.3, 5.4 and D4;
Imposed load on roof: AS/NZS 1170.1:2002 - Clause 3.5

*Maximum manufactured ceiling length = 10000mm.

Maximum engineered spans used for cantilever lengths; cantilever ability of the panel is 25% of the maximum allowable span, provided there is double the desired cantilever as a backspan.

Maximum side eave achievable is 450mm, based on using a full width panel.

Fixing Details: Fixed to support member with 14g self drilling screws at every crest.

Typically 4 screws to each panel, at each support. Request engineering specs for more information.

MagnaFlow™ Corrosion Resistant Top and Ceiling Options

Top Roof Colour




Off White

Top Roof Colour



Armour Grey

Ceiling Colour



Off White
• Smooth
• Micraline
• Luxline


Additional linear metre fees apply for MagnaFlow™ colours.

Only available in MagnaFlow™ top skin/ceiling skin combinations as shown above.

Versalink 1000 Specifications				
Core Thickness	Overall Thickness	Weight (kg/m ²)	R _T Winter	R _T Summer
50mm	82mm	9.74	1.35	1.33
75mm	107mm	10.14	1.96	1.91
100mm	132mm	10.54	2.57	2.49
125mm	157mm	10.94	3.19	3.07
150mm	182mm	11.34	3.8	3.65

The Declared R-Value is at 23° In accordance with AS/NZS 4859.1:2018 and AS/NZS 4859.2:2018

Roof Colour Range (Upper skin 0.42mm G550 Steel)



Off White
(*Surfmist)



Smooth Cream
(*Classic Cream)



Merino
(*Paperbark)



Dusk
(*Evening Haze)



Gull Grey
(*Shale Grey)



Birch Grey
(*Dune)



Armour Grey
(*Windspray)



Wallaroo
(*Wallaby)



Gulf
(*Gully)



Basal
(*Basalt)



Jasmin Brown
(*Jasper)




Slate Grey
(*Woodland Grey)



Mist Green
(*Pale Eucalypt)



Heritage Red
(*Manor Red)



Unizinc
(Zincalume®)



Caulfield Green*
(*Cottage Green)




Mountain Blue*
(*Deep Ocean)



Iron Grey*
(*Ironstone)



Monolith*
(*Monument)




Ebony*
(*Night Sky)

* Equivalent colour names are trademarks of BlueScope Steel Limited and used only for comparison. Colour swatches are provided as an indication of colour only and may not be an actual representation of colour. We recommend checking your chosen colour against an actual sample of the product before purchasing.

> Dark Colour. Refer to Roof and Wall Warranty clause 5 – Dark colours and heat exposure.

Ceiling Colour and Finish Options (Lower skin 0.5mm G300 Steel)


Ceiling Colours




Pearl White
• Smooth
• Embossed
• Micraline
• Luxline



Cream
• Smooth
• Micraline
• Luxline




Merino
• Smooth
• Micraline
• Luxline



Smooth



Embossed



Micraline



Luxline
V-Groove
look



Luxline
Golden Oak*
(Planked timber
effect finish)

ALL finishes are for illustration purposes only. For true representation please request a colour swatch.

#Additional linear metre fees apply for woodgrain timber effect finishes.