


Post and Beam Range

The complete package
- **now available**

- Versiclad insulated panels
- Fully engineered posts, beams & brackets
- One order, one delivery, one supplier



Making it easier

Let Versiclad make things easier with one point of ordering for a range of posts, beams and brackets to be delivered at the same time as your insulated panels. Available in 6 popular colours, our posts and beams partner perfectly with Versiclad panels.

Beautifully engineered living spaces

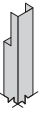
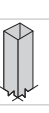


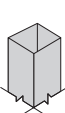


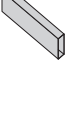

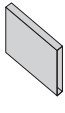

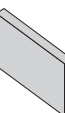




Build with confidence using Versiclad insulated roof panels, posts, beams and connectors, enabling you to create fully engineered and certified structures. From simple to complex, including flat roof, gable, free standing and fly-over designs, you have the ultimate freedom to build large open spaces by combining the excellent spanning capability of our roof panels and beams.

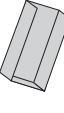


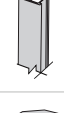
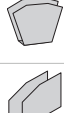
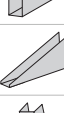
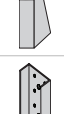
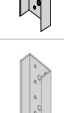

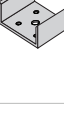
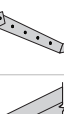





The smooth, modern finish of our post and beam system provides a sleek, contemporary look together with added benefits:

- Lightweight aluminium is easy to handle whilst positioning into place
- Pre-notched posts and purpose designed connectors make for faster installation and less visible fasteners
- Non-combustible components are ideal for BAL construction
- Improved performance in corrosive environments such as pool or coastal areas, especially when combined with roof panels incorporating Magnaflow™ steel skins



Post and Beam Options

Post and Beam Offer	Code	Satin Paperbark	Satin Monument	Gloss Primrose	Gloss Pearl White	Satin Woodland Grey	Satin Black
 90x90mm - Notched Post 2mm - 3m	PBAP90902/3/N	•	•	•	•	•	•
 90x90mm - Notched Post 2mm - 4m	PBAP90902/4/N	•	•	•	•	•	•
 90x90mm - Straight Post 2mm - 6m	PBAP90902/6/S	•	•	•	•	•	•
 115x115mm Straight Post - Colour - 3m	PBAP1151152.9/3/S	•	•	•	•	•	•
 115x115mm Straight Post - Colour - 4m	PBAP1151152.9/4/S	•	•	•	•	•	•
 115x115mm Straight Post - Colour - 6m	PBAP1151152.9/6/S	•	•	•	•	•	•
 150x150mm Post - Painted- 5m	PBAP1501502.5/5/S	•	•	•	•	•	•
 150x150mm Post - Painted- 6.5m	PBAP1501502.5/6.5/S	•	•	•	•	•	•
 115x115mm Flanged Post - Colour - 3m	PBAP1151152.9/3/F		•		•		
 105x50mm Beam - Colour - 4.0m	PBAB105504/4						
 105x50mm Beam - Colour - 5.0m	PBAB105504/5	•	•	•	•	•	•
 105x50mm Beam - Colour - 6.1m	PBAB105504/6.1	•	•	•	•	•	•
 105x50mm Beam - Colour - 7.5m	PBAB105504/7.5	•	•	•	•	•	•
 170x50mm Beam - Colour - 4.0m	PBAB170504/4	•	•	•	•	•	•
 170x50mm Beam - Colour - 5.0m	PBAB170504/5	•	•	•	•	•	•
 170x50mm Beam - Colour - 6.1m	PBAB170504/6.1	•	•	•	•	•	•
170x50mm Beam - Colour - 7.5m	PBAB170504/7.5	•	•	•	•	•	•
235x50mm Beam - Colour - 5.0m	PBAB235504/5	•	•	•	•	•	•
235x50mm Beam - Colour - 6.1m	PBAB235504/6.1	•	•	•	•	•	•
235x50mm Beam - Colour - 7.5m	PBAB235504/7.5	•	•	•	•	•	•

Connectors Brackets Accessories	Code	Satin Paperbark	Satin Monument	Gloss Primrose	Gloss Pearl White	Satin Woodland Grey	Satin Black
 Beam End Bracket - 105 1mm Galvabond	PBABEB105	•	•	•	•	•	•
 *Beam End Bracket - 170 1mm Galvabond	PBABEB170	•	•	•	•	•	•
 *Beam End Bracket - 235 1mm Galvabond	PBABEB235	•	•	•	•	•	•
 Round Bracket - 105 1mm Galvabond	PBABEBR105	•	•	•	•	•	•
 Round Bracket - 170 1mm Galvabond	PBABEBR170	•	•	•	•	•	•
 Round Bracket - 235 1mm Galvabond	PBABEBR235	•	•	•	•	•	•
 6m Head Track Filler	PBAHTF	•	•	•	•	•	•
 Crown Bracket - 105mm 1mm Galvabond	PBACB105	•	•	•	•	•	•
 Collar Tie Bracket - 105mm 1mm Galvabond	PBACTB105	•	•	•	•	•	•
 Gable Rafter Bracket - 105mm 1mm Galvabond	PBAGRB105	•	•	•	•	•	•
 Rafter Rail Bracket - 105mm 1mm Galvabond	PBARRB105	•	•	•	•	•	•
 90mm Notched Beam Connector - 148mm	PBANBC90902/148						Mill
 115mm Internal Beam Connector Beam connector - 168	PBANBC1151152.9/168						Mill
 90mm Base Connector (pre-drilled)	PBABC90902/74						Mill
 115mm Base connector (not pre drilled)	PBABC1151152.9/103						Mill
 150mm Base Connector (not pre-drilled)	PBANBC1501502.5/135						Mill
Long Rafter Bracket - Suit 22.5 pitch 1mm Galvabond	PBALRB						Mill
4m Internal Channel 43 x 30	PBAIC4330						Mill

Note: Contact Versiclad for an engineering certificate or assistance with determining the appropriate beam and post size to complete your job.
* Alternative available in 3mm Aluminium Mill finish