



3 Berriverri Place, Casula, NSW 2170, Australia  
Ph: 02 9821 2199 Fax 02 9601 1152  
Email: info@versiclad.com.au  
www.versiclad.com.au

24<sup>th</sup> August 2021


Ref: VERSI-59/DCORRO1000/WLST-V1

- Document Control:**
1. This is a CONTROLLED DOCUMENT and for use only by the recipient to whom it is submitted by Versiclad Pty Ltd.
  2. This document is uncontrolled when printed.
  3. This document has total = 6-off sheets
  3. This document dated **24<sup>th</sup> August 2021** supersedes all previous document(s).

**CONTROLLED DOCUMENT for use only by the recipient to whom it is submitted by Versiclad Pty Ltd. This document is uncontrolled when printed. Total = 6-off sheets.**

VERSI-59\_DOUBLECORROLINK1000\_WindLoadSpanTable\_V1\_CONTROLLED&Signed\_240821.doc/pdf

Sheet 1 of 6



## DOUBLE CORROLINK 1000 WIND LOAD SPAN TABLE

In accordance with: - Wind actions: AS/NZS 1170.2 - Clauses 5.3, 5.4 and D4;  
 AS 4055.

Imposed load on roof: AS/NZS 1170.1 – Clause 3.5: 1.1 kN  
 (110kg) per panel, concentrated load for typical foot-traffic.

Wind Class in accordance with AS4055	Panel Size (mm)	Maximum Single Span (mm)		
		Fully Enclosed Room	One-Side Open	Two/Three Sides Open
N1 (W28N)	75	6773	6286	6773
	100	8552	7937	8552
	125	10178	9447	10178
	150	11676	10837	11676
N2 (W33N)	75	6773	6286	6773
	100	8552	7937	8552
	125	10173	9225	10173
	150	11417	10353	11417
N3 (W41N)	75	5615	5101	5615
	100	6904	6272	6904
	125	8007	7275	8007
	150	8986	8164	8986
N4 (W50N)	75	4563	4149	4563
	100	5610	5101	5610
	125	6506	5916	6506
	150	7302	6639	7302
C1 (W41C)	75	5340	4257	5615
	100	6565	5234	6904
	125	7614	6070	8007
	150	8545	6812	8986
C2 (W50C)	75	4346	3473	4563
	100	5343	4270	5610
	125	6197	4952	6506
	150	6954	5558	7302
C3 (W60C)	75	3560	2852	3739
	100	4378	3507	4597
	125	5077	4067	5333
	150	5698	4564	5984

**Notes:**

- This Table is based on Structural Insulated Roof Panels (SIRP) manufactured with insulation butt-joint located off-center as in SIRP used in structural load tests.**
- This table shall be studied in conjunction with all the information included in this document on: Sheets 1, 2, 3, 4, 5, 6.**

**CONTROLLED DOCUMENT for use only by the recipient to whom it is submitted by Versiclad Pty Ltd. This document is uncontrolled when printed. Total = 6-off sheets.**

VERSI-59\_DOUBLECORROLINK1000\_WindLoadSpanTable\_V1\_CONTROLLED&Signed\_240821.doc/pdf

## **Fixing Detail:**

1. Fixed to support member with 14g self-drilling screws at every alternate crest
2. Typically 7-off screws to each panel, at each support.
3. Uplift load capacity of fixing to supporting members shall be based on engineering advice: - 1) Screw pull-out; and 2) Screw pull-over; and 3) Depth of penetration in to supporting members.

## **Cyclonic Fixing:**

1. Fixed to support member with 14g self-drilling screws at every alternate crest with cyclone assemblies or washers suitable to the profile shape of the top sheet.
2. Typically 7-off screws and cyclone assemblies or washers to each panel, at each support.
3. Uplift load capacity of fixing to supporting members shall be based on engineering advice: - 1) Screw pull-out; and 2) Screw pull-over; and 3) Depth of penetration in to supporting members.

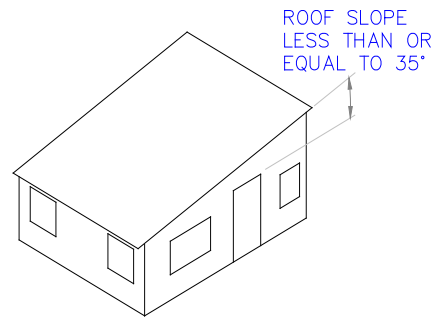
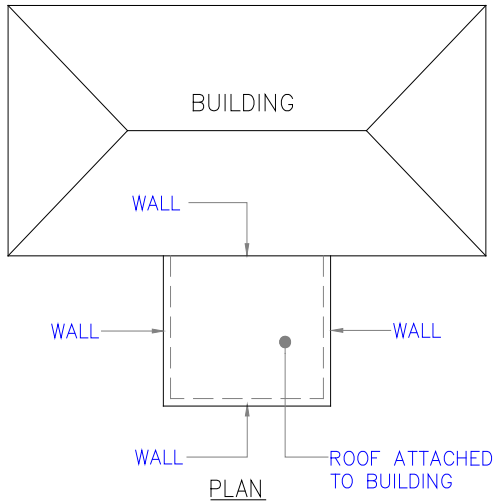
## **Panel Overhang:**

1. Maximum span overhang in direction of panel length = 25% of allowable span; and Back-span shall be at least 2 x cantilever span – *prior to construction & installation, in case this statement is not clear, this statement shall be clarified with VERSICLAD.*
2. Maximum side overhang in direction of panel width = 450 mm.

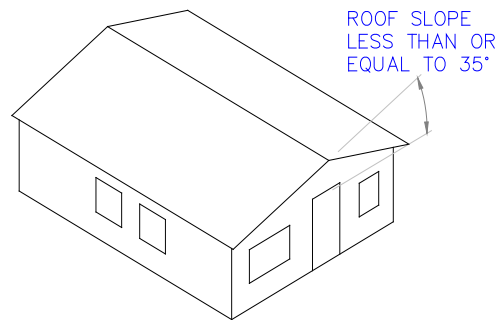
## **NOTES applicable to Span Tables:**

1. All windows included in the building shall be rated N1, N2, N3, N4, C1, C2, C3, in accordance with AS 2047 (latest revision): - Windows and external glazed doors in buildings.
2. All glass included in the building shall be rated N1, N2, N3, N4, C1, C2, C3, in accordance with AS 1288 (latest revision): – Glass in buildings – Selection and Installation.
3. For buildings in cyclonic wind regions, the building envelope (windows, doors and cladding) shall be capable of resisting impact loading from windborne debris in accordance with Clause 5.3.2 – Openings and Clause 2.5.8 – Impact Loading from Windborne Debris, in AS/NZS 1170.2
4. Performance of the installed DOUBLE CORROLINK structural insulated roof panels due to thermal expansion and contraction shall be verified by the Architect or Building Designer based on local weather and climate.

## Full Enclosed Room

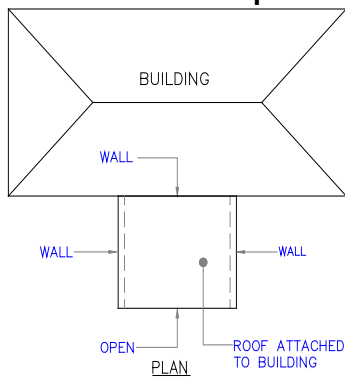


SKILLION OR LEAN TO ROOF OF ISOLATED BUILDING

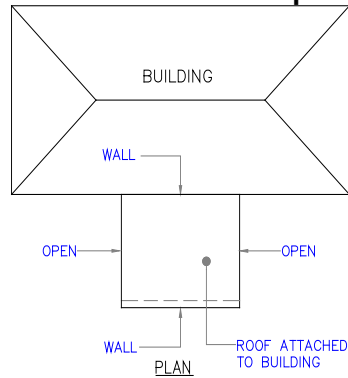


GABLE ROOF OF ISOLATED BUILDING

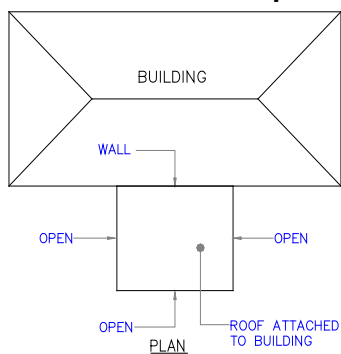
## One-Side Open



## Two-Sides Open



## Three-Sides Open




This span table and structural engineering certification is based on:

1. Referenced Building Code of Australia [1] and Australian Standards [2] to [11];
2. Referenced design manual [12] and Research Report [13];
3. Structural load testing; and
4. Structural analysis and design calculations held on file.

The adequacy of the structural insulated roof panels for cyclonic wind loading is based on:

- 1) Documented adequacy of the performance of corrugated roofing when alternate crests are fastened with cyclone assemblies or washers when the region around the fastener (self-drilling screws) is free of large stress concentrations [13].
- 2) Fatigue behaviour is very much dependent on the local plastic buckling deformation load on the fastener [13]. The imposed load on a fastener for the recommended spans is restricted to below the local plastic buckling deformation load including a factor of safety.
- 3) Interpretation of recommendations in AS/NZS 4600 [9] for fatigue including screw connections subject to cyclic loading
- 4) Evidence from field or site in cyclonic wind regions in the last 20 years that structural insulated roof panels installed to supporting members in accordance with recommendations in this document have performed adequately [14].



## ***Kishore Honavar***

MIEAust CPEng - Chartered Professional Engineer 733503  
National Engineering Register (NER) – Engineers Australia. APEC Engineer IntPE(Aus)  
Registered Professional Engineer of Queensland – RPEQ 7652  
Registered Professional Engineer in Victoria – Reg No. PE0003690  
Director & Principal Engineer - Innovative Construction Engineering Solutions Pty Ltd

## References:

- [1] National Construction Code, Volume Two, Building Code of Australia. Australian Building Codes Board.
  - [2] Australian/New Zealand Standard AS/NZS1170.0 Structural design actions – General principles.
  - [3] Australian/New Zealand Standard AS/NZS1170.0 Supp 1 (R2016) Structural design actions – General principles – Commentary (Supplement to AS/NZS 1170.0).
  - [4] Australian/New Zealand Standard AS/NZS1170.1 Structural design actions – Permanent, imposed and other actions.
  - [5] Australian/New Zealand Standard AS/NZS1170.1 Supp 1 Structural design actions – Permanent, imposed and other actions – Commentary (Supplement to AS/NZS 1170.1).
  - [6] Australian/New Zealand Standard AS/NZS1170.2 Structural design actions, Part 2 Wind actions.
  - [7] Australian/New Zealand Standard AS/NZS1170.2 Structural design actions –Wind actions – Commentary (Supplement to AS/NZS 1170.2).
  - [8] Australian Standard AS 4055 Wind loads for housing.
  - [9] Australian/New Zealand Standard AS/NZS 4600 Cold-formed steel structures
  - [10] Australian Standard AS 3566.1 Self-drilling screws for the building and construction industries, Part 1: General requirements and mechanical properties
  - [11] Australian Standard AS 3566.2 Self-drilling screws for the building and construction industries, Part 2: Corrosion resistance requirements
  - [12] Gregory J. Hancock, Design of Cold-Formed Steel Structures (To Australian/New Zealand Standard AS/NZS 4600), Australian Steel Institute, Fourth Edition,
  - [13] M. Mahendran, Fatigue behaviour of corrugated roofing under cyclic wind loading, Technical Report No. 35, Cyclone Testing Station.
  - [14] Discussions and communications with Versiclad Pty Ltd.
-