

Date: / /	Order No.:	Job Name:
Company Name:		ABN:
Order Contact Name:		Order Contact Phone:
Order Contact Email:		Date order required:
Invoice Address:		State: Post Code:
Delivery Address:		State: Post Code:
Site Contact:		Site Contact Phone:

1. Corrolink 1000 Quote / Order Quote: Order:

2. Thickness

Core Thickness:	50mm	75mm	100mm	125mm	150mm	180mm
Overall Thickness:	67mm	92mm	117mm	142mm	167mm	197mm

3. Roof Colour

Alpine White	Off White (*Surfmist)	Smooth Cream (*Classic Cream)	Merino (*Paperbark)	Gull Grey (*Shale Grey)	Birch Grey (*Dune)	Armour Grey (*Windspray)	Slate Grey (*Woodland Grey)	Jasmin Brown (*Jasper)	Heritage Red (*Manor Red)	Mist Green (*Pale Eucalypt)	Unizinc (*Zincalume)	Dusk (*Evening Haze)
								<p>Corrosion Resistant Option</p> <p>^UniCote Coastal™ Monolith (*Monument) ^UniCote Coastal™ Off White (*Surfmist) ^UniCote Coastal™ Armour Grey (*Windspray)</p> <p>UniCote Coastal™ only available with UniCote Coastal™ ceiling skin.</p>				
Gulf (*Gully)	Wallaroo (*Wallaby)	Basal (*Basalt)	Mountain Blue+ (Deep Ocean)	Caulfield Green+ (Cottage Green)	Iron Grey+ (Ironstone)	Monolith+ (Monument)	Ebony+ (Night Sky)					

+Limited Warranty

*Equivalent colour names are trade marks or registered trade marks of BlueScope Steel Limited and used only for comparison. Colour and finish swatches are provided as an indication only and may not be an actual representation of colour or finish. We recommend checking your chosen colour and finish against an actual sample of the product before purchasing.

4. Ceiling









Pearl White	Cream	Merino	UniCote Coastal™ Pearl White	Timber Effect (Luxline only)
Smooth Embossed Micraline Luxline	Smooth Micraline Luxline	Smooth Micraline Luxline	Smooth Micraline Luxline	Golden Oak

Only available with UniCote Coastal™ top skin
^ Additional LM charge applies UniCote Coastal & Timber Effect, refer pricelist.

5. Panel Quantities:

Quantity	@	Top Skin Length Min - 1500mm Max - 10000mm	Standard Configuration (viewed from gutter end):			Cover Width
			60mm Gutter Cutback (Front only) / Right side Lap (Tick to select) <input type="checkbox"/>			
			Alternatively, please nominate custom configuration below:			
			Gutter Cutback (Front) Specify Size (mm)	Cutback (Rear) Specify Size (mm)	Lap (Right or Left)	
	@					1000mm
	@					1000mm
	@					1000mm
	@					1000mm
	@					1000mm
	@					1000mm
	@					1000mm

1. Flashings

Type	Roof Pitch	Style (please circle)	Colour	Qty.	Length (Max. 8m)	Qty.	Length (Max. 8m)
 Receiver Channel (Please Specify Pitch)		Stepped / Flush	White				
	Max pitch 5'	50mm panel	Pearl white		4.1m		6.1m
	Max pitch 5'	75mm panel	Pearl white		4.1m		6.1m
	Max pitch 5'	100mm panel	Pearl White		4.1m		6.1m
 Top End Capping (Please Specify Pitch)		Stepped / Crush Fold					
 Side Barge Capping	N/A	Stepped / Crush Fold					
 Z Gutter Fascia (Please Specify Pitch)		Stepped / Crush Fold					
	50mm panel		Pearl white		4m		6m
	75mm panel				4m		6m
	100mm panel		Pearl white		4m		6m
 Ridge Capping (Please Specify Pitch)		N/A					
 Apron Flashing (Please Specify Pitch)		N/A					
Fire Flashing - Roof End x 1000mm (1 x req. per panel)			White				
Fire Flashing - Gutter End x 1000mm (1 x req. per panel)			White				

2. Gutter

Type	Colour	Qty.	Length	Type	Colour	Qty.	Length
Square Gutter	Slotted Square Gutter (Max. 8m)			Quad Gutter	Slotted Quad Gutter 125 (Max. 8m)		
					Quad Gutter Stop Ends (Pair)		
	Square Gutter Stop Ends (Pair)				Quad Gutter External Brackets		
	Square Gutter Brackets (external)				Quad Gutter Internal Brackets	Galvanised	
	Square Gutter Bracket (internal)				Quad Gutter External Corners		
				Quad Gutter Internal Corners	Galvanised		45 / 90° (Circle)

3. Downpipes

	Type	Colour	Qty.		Type	Colour	Qty.
Rectangle	Downpipe 2.4m - 100 x 50 Rect.			Round	Downpipe 2.4m - 90mm Round		
	Downpipe Outlet - 100 x 50 Rect.	Galvanised			Downpipe Outlet - 90mm Round	Galvanised	
	Downpipe Straps - 100 x 50 Rect.				Downpipe Straps - 90mm Round		
	82° Offset - 100 x 50 Rect.				45° Bend - 90mm Round	Galvanised	

4. Accessories

Type	Details	Qty.	Type	Details	Qty.
LED Downlight White Bezel, Dimmable	Multi: 3000/4000/5000k (Adjustable, with 1m cable)		Eave/Ridge Filler Strip	Versalink 765mm	
LED Downlight White Bezel, Dimmable	Multi: 3000/4000/5000k (Adjustable, with 10m cable)		Fan Fixing Plate (inc. locking nut)	White - 100mm Diameter	
Downlight Dimmer	Specialist LED		Fan Fixing Plate Screws	1 x Profile Fix & 1 x Pan Fix	
Roof Infill Strip	Spacemaker x 1000mm			l	
Roof Infill Strip	Corrolink 1000 x 1000mm		Purlin Tape	5mm x 40mm - 13m Roll	
Roof Infill Strip	Versalink 1000 x 1000mm		Touch Up Paint	Pearl White Spray Can 150gm	
Eave / Ridge Filler Strip	Corrolink 765mm				

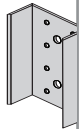
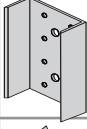
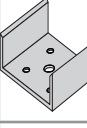
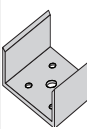
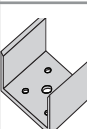
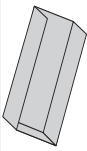
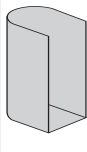
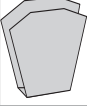
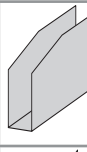
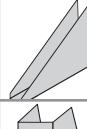
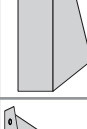
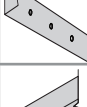
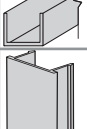

5. Screws/Rivets

	Length	Finish	Qty.	Painted Boxes	Colour (Boxes only)	Min Qty. order 100	Type	Colour	Qty.
Metal Fix	110mm	Galv.		Box = 100			Stitching Screws Painted 16mm (100pk)		
	125mm	Galv.		Box = 100			Rivets Painted (100pk) 3.2mm dia. x 9.5mm grip		
	150mm	Galv.		Box = 100			Rivets Painted white 4.8m dia. x 9.5grip (50 pack)		
	175mm	Galv.		Box = 100					
	205mm	Galv.		Box = 100					
	230mm	Galv.		Box = 100					
	250mm	Galv.		Box = 100					
Timber Fix	125mm	Galv.		Box = 100					
	150mm	Galv.		Box = 100					
	175mm	Galv.		Box = 100					
	200mm	Galv.		Box = 100					
	225mm	Galv.		Box = 100					
	250mm	Galv.		Box = 100					
	300mm	Galv.		Box = 100					

6. Posts and beams

Type		Colour					Qty.
	90mm Notched Post (2mm)- 3m	Satin Black <input type="checkbox"/>	Satin Paperbark <input type="checkbox"/>	Satin Monument <input type="checkbox"/>	Gloss Primrose <input type="checkbox"/>	Gloss Pearl White <input type="checkbox"/>	Satin Woodland Grey
	90mm Notched Post (2mm)- 4m						
	90x90mm Straight post (2mm)-6m	Satin Black <input type="checkbox"/>	Satin Paperbark <input type="checkbox"/>	Satin Monument <input type="checkbox"/>	Gloss Primrose <input type="checkbox"/>	Gloss Pearl White <input type="checkbox"/>	Satin Woodland Grey
	115x115mm Straight Post - Colour - 3m	Satin Black <input type="checkbox"/>	Satin Paperbark <input type="checkbox"/>	Satin Monument <input type="checkbox"/>	Gloss Primrose <input type="checkbox"/>	Gloss Pearl White <input type="checkbox"/>	Satin Woodland Grey
	115x115mm Straight Post - Colour - 4m						
	115x115mm Straight Post - Colour - 6m						
	150x150mm post (colour)-5m	Satin Black <input type="checkbox"/>	Satin Paperbark <input type="checkbox"/>	Satin Monument <input type="checkbox"/>	Gloss Primrose <input type="checkbox"/>	Gloss Pearl White <input type="checkbox"/>	Satin Woodland Grey
	150x150mm post (colour)-6.5m						
	115mmx115xx Flanged post Colour 3m			Satin Monument <input type="checkbox"/>		Gloss Pearl White <input type="checkbox"/>	
	105x50mm Beam Colour -4m	Satin Black <input type="checkbox"/>	Satin Paperbark <input type="checkbox"/>	Satin Monument <input type="checkbox"/>	Gloss Primrose <input type="checkbox"/>	Gloss Pearl White <input type="checkbox"/>	Satin Woodland Grey
	105x50mm Beam Colour -5m						
	105x50mm Beam Colour -6.1m						
	105x50mm Beam Colour -7.5m						
	170x50mm Beam Colour-4m	Satin Black <input type="checkbox"/>	Satin Paperbark <input type="checkbox"/>	Satin Monument <input type="checkbox"/>	Gloss Primrose <input type="checkbox"/>	Gloss Pearl White <input type="checkbox"/>	Satin Woodland Grey
	170x50mm Beam Colour-5m						
	170x50mm Beam Colour-6.1m						
	170x50mm Beam Colour-7.5m						
	235x50mm Beam Colour- 5m	Satin Black <input type="checkbox"/>	Satin Paperbark <input type="checkbox"/>	Satin Monument <input type="checkbox"/>	Gloss Primrose <input type="checkbox"/>	Gloss Pearl White <input type="checkbox"/>	Satin Woodland Grey
	235x50mm Beam Colour- 6.1m						
	235x50mm Beam Colour- 7.5m						

7. Connectors, Brackets & Accessories

Type	Colour						Qty.
 90mm Notched-Beam Connector	Mill Finish						
 115mm Internal Beam Connector	Mill Finish						
 90mm Base Connector-74mm	Mill Finish						
 115mm Base Connector	Mill Finish						
 150mm Base Connector	Mill Finish						
 Beam end bracket 105mm Beam end bracket 170mm Beam end bracket 235mm	Satin Black	Satin Paperbark	Satin Monument	Gloss Primrose	Gloss Pearl White	Satin Woodland Grey	
	<input type="checkbox"/>	<input type="checkbox"/>	<input type="checkbox"/>	<input type="checkbox"/>	<input type="checkbox"/>	<input type="checkbox"/>	
 Round Bracket 105mm Round Bracket 170mm Round Bracket 235mm	Satin Black	Satin Paperbark	Satin Monument	Gloss Primrose	Gloss Pearl White	Satin Woodland Grey	
	<input type="checkbox"/>	<input type="checkbox"/>	<input type="checkbox"/>	<input type="checkbox"/>	<input type="checkbox"/>	<input type="checkbox"/>	
 Crown Bracket	Satin Black	Satin Paperbark	Satin Monument	Gloss Primrose	Gloss Pearl White	Satin Woodland Grey	
<input type="checkbox"/>	<input type="checkbox"/>	<input type="checkbox"/>	<input type="checkbox"/>	<input type="checkbox"/>	<input type="checkbox"/>	<input type="checkbox"/>	
 Collar Tie Bracket 105mm	Satin Black	Satin Paperbark	Satin Monument	Gloss Primrose	Gloss Pearl White	Satin Woodland Grey	
<input type="checkbox"/>	<input type="checkbox"/>	<input type="checkbox"/>	<input type="checkbox"/>	<input type="checkbox"/>	<input type="checkbox"/>	<input type="checkbox"/>	
 Gable Rafter Bracket-105mm	Satin Black	Satin Paperbark	Satin Monument	Gloss Primrose	Gloss Pearl White	Satin Woodland Grey	
<input type="checkbox"/>	<input type="checkbox"/>	<input type="checkbox"/>	<input type="checkbox"/>	<input type="checkbox"/>	<input type="checkbox"/>	<input type="checkbox"/>	
 Rafter Rail Bracket-105mm	Satin Black	Satin Paperbark	Satin Monument	Gloss Primrose	Gloss Pearl White	Satin Woodland Grey	
<input type="checkbox"/>	<input type="checkbox"/>	<input type="checkbox"/>	<input type="checkbox"/>	<input type="checkbox"/>	<input type="checkbox"/>	<input type="checkbox"/>	
 Long Rafter Bracket to suit 22' pitch	Mill Finish						
 Internal Channel	Mill Finish						
 6000mm Head track filler	Satin Black	Satin Paperbark	Satin Monument	Gloss Primrose	Gloss Pearl White	Satin Woodland Grey	
<input type="checkbox"/>	<input type="checkbox"/>	<input type="checkbox"/>	<input type="checkbox"/>	<input type="checkbox"/>	<input type="checkbox"/>	<input type="checkbox"/>	

1. Skylight Kit Combinations (Includes materials to install 1 x skylight per kit)

Type	Details	Qty.
Spacemaker/Versalink 1000: 4m Kit	Top Fibreglass Strip Twinwall Bottom Diffuser Strip 2 x 4000mm T-Bars Foam Infill Pair Stormtite Stitching Screws Rivets Twinwall Sealer Tape	
Spacemaker/Versalink 1000: 6m Kit	Top Fibreglass Strip Twinwall Bottom Diffuser Strip 2 x 6000mm T-Bars Foam Infill Pair Stormtite Stitching Screws Rivets Twinwall Sealer Tape	
Spacemaker/Versalink 1000: 8m Kit	Top Fibreglass Strip Twinwall Bottom Diffuser Strip 4 x 4000mm T-Bars Foam Infill Pair Stormtite Stitching Screws Rivets Twinwall Sealer Tape	
Corrolink 1000: 4m Kit	Top Fibreglass Strip Twinwall Bottom Diffuser Strip 2 x 4000mm T-Bars Foam Infill Strip Stormtite Stitching Screws Rivets Twinwall Sealer Tape	
Corrolink 1000: 6m Kit	Top Fibreglass Strip Twinwall Bottom Diffuser Strip 2 x 6000mm T-Bars Foam Infill Strip Stormtite Stitching Screws Rivets Twinwall Sealer Tape	
Corrolink 1000: 8m Kit	Top Fibreglass Strip Twinwall Bottom Diffuser Strip 4 x 4000mm T-Bars Foam Infill Strip Stormtite Stitching Screws Rivets Twinwall Sealer Tape	

Alternatively, you can order items required individually below:

2. Fibreglass Top & Twinwall Bottom

Type	Length	Qty.	Cut to Length (please specify length req.)
Spacemaker/ Versalink 1000 Top Fibreglass Strip	4m*		
	6m*		
	8m*		
Corrolink 1000 Top Fibreglass Strip	4m*		
	6m*		
	8m*		
Twinwall Diffuser Bottom Strip	4m*		
	6m*		
	8m*		

*Please note: you will be purchasing full lengths. We will cut these to your required lengths and you will be provided with any offcuts.

3. Accessories

Type	Qty.	Type	Qty.
Spacemaker/Versalink 1000 Foam Infill Pair		Twinwall Sealer Tape (50m Roll)	
Corrolink-S Foam Infill (915mm Strip 1/Skylight)		Stitching Screws - 50 pack Surfmist Storm-Tite 25mm	
Rivets, White - 100 pack 3.2mm dia x 9.5mm		Silicone: Clear/White (Please Circle)	
Aluminium T-Bar 4m White - 40 x 50mm		Aluminium T-Bar 6m White - 40 x 50mm	
Spacemaker/Versalink 1000 Accessory Bag: Foam Infill Pair 35 x Stormtite Stitching Screws 60 x Rivets 1m Twinwall Sealer Tape			
Corrolink 1000 Accessory Bag: Foam Infill Strip 35 x Stormtite Stitching Screws 60 x Rivets 1m Twinwall Sealer Tape			

What you need:

- Fibreglass profiled top strip (4m, 6m & 8m only) - cut to match overall top sheet length, if required
- Twin wall bottom diffuser ceiling strip (4m, 6m & 8m only) - cut to match ceiling length, if required
- T-bar aluminium extrusions (4m & 6m only) - require 2 x T-Bars per light strip, either side of bottom diffuser strip
- Twin wall seal tape - require 460mm for each Skylight
- Foam infills (Spacemaker = 2 piece set per skylight, Corrolink-S = 1 piece per skylight, cut to size onsite)
- Stormtite Screws - fixed through profile/crest at 600mm centres, along both sides of the fibreglass profiled top strip
- Blind Rivets - fixed through T-Bar at 300mm centres
- Silicone - run bead of silicone along top of horizontal section of T-Bar prior to pressing Twinwall into place and along Z Flashing prior to pressing foam infill into place

Please request and review engineering specifications prior to ordering skylights

1. Skylight Kit Combinations (Includes materials to install 1 x skylight per kit)

Type	Details	Qty.	Cut to Length (please specify length required)
Corrolink 1000 - 4m Kit	Top Fibreglass Strip Twinwall Bottom Diffuser Strip 2 x 4000mm T-Bars Foam Infill Strip Stormtite Stitching Screws Rivets Twinwall Sealer Tape		
Corrolink 1000 - 6m Kit	Top Fibreglass Strip Twinwall Bottom Diffuser Strip 2 x 6000mm T-Bars Foam Infill Strip Stormtite Stitching Screws Rivets Twinwall Sealer Tape		
Corrolink 1000 - 8m Kit	Top Fibreglass Strip Twinwall Bottom Diffuser Strip 4 x 4000mm T-Bars Foam Infill Strip Stormtite Stitching Screws Rivets Twinwall Sealer Tape		

Alternatively, you can order items required individually below:

2. Fibreglass Top & Twinwall Bottom

Type	Length	Qty.	Cut to Length (please specify length required)
Corrolink 1000 Top Fibreglass Strip	4m*		
	6m*		
	8m*		
Twinwall Diffuser Bottom Strip	4m*		
	6m*		
	8m*		

*Please note: you will be purchasing full lengths. We will cut these to your required lengths and you will be provided with any offcuts.

3. Accessories

Type	Qty.	Type	Qty.
Corrolink 1000 Foam Infill (Strip: 1 x per skylight)		Twinwall Sealer Tape (50m Roll)	
Rivets, White - 100 pack 3.2mm dia x 9.5mm		Stitching Screws - 50 pack Surfmist Storm-Tite 25mm	
Aluminium T-Bar White - 40 x 50mm	4m 6m	Silicone: Clear/White (Please Circle)	
Corrolink 1000 Accessory Bag:			
Foam Infill Strip 35 x Stormtite Stitching Screws 60 x Rivets 1m Twinwall Sealer Tape			

What you need:

- Fibreglass profiled top strip (4m, 6m & 8m only) - cut to match overall top sheet length, if required
- Twin wall bottom diffuser ceiling strip (4m, 6m & 8m only) - cut to match ceiling length, if required
- T-bar aluminium extrusions (4m & 6m only) - require 2 x T-Bars per light strip, either side of bottom diffuser strip
- Twin wall seal tape - require 460mm for each Skylight
- Foam infills (Spacemaker/Versalink 1000 = 2 piece set per skylight, Corrolink1000 = 1 piece per skylight, cut to size onsite)
- Stormtite Screws - fixed through profile/crest at 600mm centres, along both sides of the fibreglass profiled top strip
- Blind Rivets - fixed through T-Bar at 300mm centres
- Silicone - run bead of silicone along top of horizontal section of T-Bar prior to pressing Twinwall into place and along Z Flashing prior to pressing foam infill into place

Please request and review engineering specifications prior to ordering skylights